

SUSPENSÃO

TERMINAL

ALFA ROMEO


	TE13080	DHB 18964
		DRIVEWAY PD4594
		NAKATA
		PERFECT TDI1023
		SACHS
		SKF VKY4879
		TRW
		VIEMAR 335117
		TERMINAL DIR. LD/LE
		CHASSI ESPORTIVO
PINO 12 MM COMPRIM. 106MM		
N. ORIG. 9947714		
155 95/96 / 145 95/99		
146 95/01 / SPIDER 98/98		


ASIA

	TE64240	DHB
		DRIVEWAY
		NAKATA
		PERFECT TDI0128
		SACHS
		SKF VKY4872
		TRW
		VIEMAR 335101
		TERMINAL DIR. LD/LE
		PINO 13,7 MM
N. ORIG. S08399324		
TOPIC HI-TOPIC 93/99		

AUDI

	TE10140	DHB 23293
		DRIVEWAY PD4868
		NAKATA N1062
		PERFECT TDI1421
		SACHS
		SKF VKY4878
		TRW TS-3940
		VIEMAR 335116
		TERMINAL DIR. LD DIR. HIDR. 2F
		APOS CHASSI 8LW050422
PINO 13,2MM - 93MM		
N. ORIG. 1J042281A		
A3 98/06		

	TE10150	DHB 23294
		DRIVEWAY PD4869
		NAKATA N1061
		PERFECT TDI1422
		SACHS
		SKF VKY4887
		TRW TS-3939
		VIEMAR 335115
		TERMINAL DIR. LD DIR. HIDR. 2F
		APOS CHASSI 8LW050422
PINO 13,2MM - 93MM		
N. ORIG. 1J042281A		
A3 98/06		


	TE10198	DHB
		DRIVEWAY
		NAKATA
		PERFECT TDI4198
		SACHS
		SKF
		TRW
		VIEMAR 335166
		TERMINAL DIR. LD/LE
		N. ORIG. 4D0419811
A4 / A6 / A8 95/...		

	TE10811	DHB
		DRIVEWAY
		NAKATA
		PERFECT
		SACHS
		SKF
		TRW
		VIEMAR 335288
		TERMINAL DE LD/LE
		PINO 13,3MM COMPRIM. 93MM
M16x1,5		
*ANTIGO TE102811		
A3 .../98		

	TE10812	DHB
		DRIVEWAY
		NAKATA
		PERFECT
		SACHS
		SKF
		TRW
		VIEMAR 335289
		TERMINAL DE DIR. LD
		PINO 13,3MM COMPRIM. 93MM
M16x1,5		
*ANTIGO TE102812		
A3 .../98		

CHEVROLET

	TE30010	DHB
		DRIVEWAY PD4521
		NAKATA N3032
		PERFECT TDI1048
		SACHS
		SKF VKY4852
		TRW TS-4179
		VIEMAR 335075
		TERMINAL DIREÇÃO LD/LE
		PINO 13,2MM - 75MM COMPRIM.
N. ORIG. 90496408		
VECTRA 97/05		

	TE30020	DHB
		DRIVEWAY PD3646
		NAKATA N356
		PERFECT TDI1052
		SACHS
		SKF VKY4845
		TRW TS-3252R
		VIEMAR 335061
		TERMINAL DIREÇÃO LD
		PINO 16,85MM - 160MM COMPRIM.
N. ORIG. 52252914		
A20/40 85/97 / D/C 10/20/40 88/97		
BONANZA 88/97 / SILVERADO 97/01		

	TE30030	DHB 21297
		DRIVEWAY PD3950
		NAKATA N3008
		PERFECT TDI1045
		SACHS
		SKF VKY4830
		TRW TS-3995
		VIEMAR 335024
		TERMINAL DIREÇÃO LD/LE
		PINO 10,5MM - 77,5 MM
N. ORIG. 81249007		
CORSA 94/02 / CELTA 04/08		
CORSA PICK-UP 95/... CORSA 95/...		

	TE30040	DHB 18959
		DRIVEWAY PD4860
		NAKATA
		PERFECT TDI1084
		SACHS
		SKF VKY4848
		TRW
		VIEMAR 335064
		PINO 10,5MM - 93,5MM COMPRIM.
		TERMINAL DIREÇÃO LD/LE
N. ORIG. 93388621		
CORSA NOVO HIDR. / MEC. 02/...		
MONTANA HIDR. / MEC. 04/05		

SUSPENSÃO

TERMINAL

CHEVROLET

TE30050	DHB 21192
DRIVEWAY PD4494	NAKATA N3072
PERFECT TDI1083	SACHS
SKF VKY4851	TRW
VIEMAR 335074	TERMINAL DIREÇÃO LD/LE PINO 10,5MM - 77,5MM COMPRIM. N. ORIG. 93296756




CELTA 01/... / CORSA 94/01 / CLASSIC 02/...
PRISMA 06/...
TIGRA 97/00 DIR. HIDR. / MEC

TE30070	DHB
DRIVEWAY PD1100	NAKATA N304
PERFECT TDI1049	SACHS
SKF	TRW TS-3118R
VIEMAR 335059	TERMINAL DIREÇÃO LD (LONGO) PINO 12,8MM - 170MM COMPRIM. N. ORIG. 9297514 ROSCA DIREITA




A/C/D 10/14/15/20 64/84
VARANEIO 64/84

TE30080	DHB
DRIVEWAY	NAKATA
PERFECT	SACHS
SKF	TRW
VIEMAR	TERMINAL DIREÇÃO LE OEM:



OMEGA/SUPREMA 92/98

TE30090	DHB
DRIVEWAY	NAKATA
PERFECT	SACHS
SKF	TRW
VIEMAR	TERMINAL DIREÇÃO LD OEM:



OMEGA/SUPREMA 92/98

TE30091	DHB
DRIVEWAY	NAKATA N303
PERFECT TDI1091	SACHS
SKF	TRW
VIEMAR 335372	TERMINAL DIREÇÃO LD/LE OEM:94737106



AGILE 09/...

TE30100	DHB
DRIVEWAY	NAKATA N303
PERFECT TDI1090	SACHS
SKF	TRW
VIEMAR 335057	TERMINAL DIREÇÃO LD/LE (CURTO) PINO 12,8MM - 95MM COMPRIM. N. ORIG. 7324548 ROSCA DIREITA



A10 85/88 / C/D 10/14/15/20 64/87
VERANEIO 64/87

TE30110	DHB 21292
DRIVEWAY PD3694	NAKATA N3009
PERFECT TDI1006	SACHS
SKF VKY4831	TRW TS-3994
VIEMAR 335025	TERMINAL DIREÇÃO LD/LE PINO 10,5MM - 77,5MM COMPRIM. N. ORIG. 1543080/93284364



CELTA 01/08
CORSA TDS 94/98

TE30120	DHB
DRIVEWAY PD4309	NAKATA N3018
PERFECT TDI1057	SACHS
SKF VKY4847	TRW TS-4037
VIEMAR 335063	TERMINAL DIREÇÃO LE (CURTO) PINO 13,2MM - 125 COMPRIM. N. ORIG. 93391456



BLAZER 96/11 / S10 95/...

TE30125	DHB
DRIVEWAY	NAKATA
PERFECT	SACHS
SKF	TRW
VIEMAR	TERMINAL DIREÇÃO LD/LE N. ORIG.



FOTO ILUSTRATIVA

COBALT/SPIN/SONIC
ONIX 12/...

TE30130	DHB
DRIVEWAY PD1067	NAKATA N302
PERFECT TDI1047	SACHS
SKF	TRW TS-3117L
VIEMAR 355056	TERMINAL DIREÇÃO LD/LE (LONGO) PINO 12,8MM - 170MM COMPRIM. N. ORIG. 7324547 ROSCA ESQUERDA



A/C/D 10/14/15/20 64/87
VERANEIO 64/87

TE30131	DHB
DRIVEWAY	NAKATA
PERFECT	SACHS
SKF	TRW
VIEMAR 335425	TERMINAL DIREÇÃO LD/LE N. ORIG.




FOTO ILUSTRATIVA

CRUZE 12/...

TE30140	DHB
DRIVEWAY PD3628	NAKATA N386
PERFECT TDI1055	SACHS
SKF VKY6116	TRW TE-2190
VIEMAR 335215	TERMINAL DIREÇÃO LD PINO 12,85MM - 65MM COMPRIM. N. ORIG. 90373520 / 90369705



ASTRA 94/95
VECTRA / CALIBRA 93/96

TE30150	DHB 18959
DRIVEWAY PD3647	NAKATA N336
PERFECT TDI1051	SACHS
SKF VKY6100	TRW TS-3251L
VIEMAR 335060	TERMINAL DIREÇÃO LE PINO 16,7MM - 320MM COMPRIM. N. ORIG. 9464887 / 3985724 ROSCA ESQUERDA



A20/40 85/97 / D/C 10/20/40 88/97
BONANZA 89/97/SILVERADO 97/01

TE30160	DHB
DRIVEWAY PD4317	NAKATA N3017
PERFECT TDI1058	SACHS TS-4036
SKF VKY4846	TRW
VIEMAR 335062	TERMINAL DIREÇÃO LD (LONGO) PINO 12,2MM - 220 COMPRIM. N. ORIG. 94648486 / 26033089



BLAZER 96/11 / S10 95/...

TE30170	DHB
DRIVEWAY PD2887	NAKATA N330
PERFECT TDI1011	SACHS
SKF VKY6113	TRW TE-1497L
VIEMAR 335207	TERMINAL DIREÇÃO LE PINO 13MM - 66MM COMPRIM. N. ORIG. 94638747



IPANEMA 89/98 / KADETT 89/98
MONZA 82/96

TE30180	DHB
DRIVEWAY PD3629	NAKATA N387
PERFECT TDI1056	SACHS
SKF VKY6113	TRW TE-2189
VIEMAR 335214	TERMINAL DIREÇÃO LE PINO 13MM - 65MM COMPRIM. N. ORIG. 90373519 / 90369704




ASTRA 94/95
VECTRA / CALIBRA 93/96

TE30190	DHB 18970
DRIVEWAY PD3816	NAKATA N3003
PERFECT TDI1044	SACHS
SKF VKY4826	TRW TS-1419R
VIEMAR 335017	TERMINAL DIREÇÃO LD/LE N. ORIG. 7317076



CHEVETTE 73/94 CHEVY 500 83/95
MARAJO 80/89

TE30200	DHB
DRIVEWAY PD2888	NAKATA N331
PERFECT TDI1012	SACHS
SKF VKY6114	TRW TE-1488R
VIEMAR 335208	TERMINAL DIREÇÃO LD PINO 13MM - 66MM COMPRIM. N. ORIG. 94638748




IPANEMA 89/98 / KADETT 89/98
MONZA 82/96

TE30209	DHB
DRIVEWAY PD3622	NAKATA N371
PERFECT TDI2176	SACHS
SKF	TRW TS-3440R
VIEMAR 335028	TERMINAL DIREÇÃO CURTO LD PINO 13,2MM - 90MM COMPRIM. 90334034-90334036



OMEGA / SUPREMA 93/97

TE30210	DHB
DRIVEWAY PD3621	NAKATA N373
PERFECT TDI2175	SACHS
SKF	TRW TS-3441L
VIEMAR 335027	TERMINAL DIREÇÃO LE (CURTO) PINO 13,2MM - 90MM COMPRIM. N. ORIG. 90334033-90334035



OMEGA / SUPREMA 93/97


SUSPENSÃO

TERMINAL

CHEVROLET

TE30220	DHB	20487
	DRIVEWAY PD1099	DRIVEWAY PD0754
	NAKATA N305	NAKATA N316
	PERFECT TDI1050	PERFECT TDI1009
	SACHS	SACHS
	SKF VKY6177	SKF VKY6178
	TRW TS-3117L	TRW TS-2866R
	VIEMAR 335058	VIEMAR 335212
	TERMINAL DIREÇÃO LE (LONGO) PINO 12,8MM - 95MM COMPRIM. OEM: 7317470	

A/C/D 10/14/15/20 64/84
VERANEIO 64/84

TE30230	DHB	20487
	DRIVEWAY PD0754	DRIVEWAY PD0754
	NAKATA N316	NAKATA N316
	PERFECT TDI1009	PERFECT TDI1009
	SACHS	SACHS
	SKF VKY6177	SKF VKY6178
	TRW TS-2886L	TRW TS-2866R
	VIEMAR 335212	VIEMAR 335212
	TERMINAL DIREÇÃO LE N. ORIG. 7324541/7324889	

CARAVAN 75/87 / OPALA 69/87

TE30240	DHB	20488
	DRIVEWAY PD0753	DRIVEWAY PD0753
	NAKATA N317	NAKATA N317
	PERFECT TDI1008	PERFECT TDI1008
	SACHS	SACHS
	SKF VKY6178	SKF VKY6178
	TRW TS-2866R	TRW TS-2866R
	VIEMAR 335213	VIEMAR 335213
	TERMINAL DIREÇÃO LD PINO 12,5MM - 100MM COMPRIM. N. ORIG. 7324540	

CARAVAN 75/87 / OPALA 69/87

TE30250	DHB	20488
	DRIVEWAY PD3052	DRIVEWAY PD3052
	NAKATA N364	NAKATA N364
	PERFECT TDI1054	PERFECT TDI1054
	SACHS	SACHS
	SKF VKY6179	SKF VKY6179
	TRW TS-3170R	TRW TS-3170R
	VIEMAR 335210	VIEMAR 335210
	TERMINAL DIREÇÃO LD PINO 14MM - 103MM COMPRIM. N. ORIG. 52252688	

CARAVAN / OPALA 88/92

TE30260	DHB	18962
	DRIVEWAY PD3051	DRIVEWAY PD4524
	NAKATA N365	NAKATA N365
	PERFECT TDI1053	PERFECT TDI1059
	SACHS	SACHS
	SKF VKY6180	SKF VKY4868
	TRW TS-3171L	TRW TS-3171L
	VIEMAR 335211	VIEMAR 335095
	TERMINAL DIREÇÃO LE PINO 14MM - 103MM COMPRIM. N. ORIG. 52252687	

CARAVAN / OPALA 88/92

TE30524	DHB	18962
	DRIVEWAY PD4524	DRIVEWAY PD4524
	NAKATA N365	NAKATA N365
	PERFECT TDI1059	PERFECT TDI1059
	SACHS	SACHS
	SKF VKY4868	SKF VKY4868
	TRW TS-3171L	TRW TS-3171L
	VIEMAR 335095	VIEMAR 335095
	TERMINAL DIREÇÃO LD/LE PINO 13,2MM - 135MM COMPRIM. N. ORIG. 93284992 93369079	

ANTIGO *304524

ASTRA 99/... / VECTRA 06/...
ZAFIRA 01/...

TE30840	DHB	19149840
	DRIVEWAY	DRIVEWAY
	NAKATA N9092	NAKATA N9092
	PERFECT TDI9840	PERFECT TDI9840
	SACHS	SACHS
	SKF	SKF
	TRW	TRW
	VIEMAR 335373	VIEMAR 335373
	TERMINAL DIREÇÃO LD/LE COMPRIM. 100MM N. ORIG. 19149840	

***ANTIGO TE309840**

CAPTIVA 08/...

TE30940	DHB	93398900
	DRIVEWAY PD3940	DRIVEWAY PD3940
	NAKATA N1101	NAKATA N1101
	PERFECT TDI1101	PERFECT TDI1101
	SACHS	SACHS
	SKF	SKF
	TRW	TRW
	VIEMAR 335065	VIEMAR 335065
	TERMINAL DIREÇÃO LD/LE PINO 10,6MM - 106MM COMPRIM. OEM: 93398900	


***ANTIGO TE304940**

MERIVA 02/... / MONTANA 05/...

CITRÖEN

TE13044	DHB	4018.A3
	DRIVEWAY PD4770	DRIVEWAY PD4770
	NAKATA	NAKATA
	PERFECT TDI1040	PERFECT TDI1085
	SACHS	SACHS
	SKF VKY4844	SKF VKY4892
	TRW	TRW
	VIEMAR 355055	VIEMAR 335142
	TERMINAL DIREÇÃO LD/LE PINO 14,5MM - 120MM COMPRIM. N. ORIG. 4018.A3	

JUMPER 94/02

TE13085	DHB	4018.E0
	DRIVEWAY	DRIVEWAY
	NAKATA	NAKATA
	PERFECT TDI1085	PERFECT TDI1085
	SACHS	SACHS
	SKF VKY4892	SKF VKY4892
	TRW	TRW
	VIEMAR 335142	VIEMAR 335142
	TERMINAL DIREÇÃO LD/LE PINO 16,75MM - 120MM COMPRIM. N. ORIG. 4018.E0	

JUMPER 02/...

TE18130	DHB	3817-50
	DRIVEWAY PD4918	DRIVEWAY PD4918
	NAKATA N9092	NAKATA N9092
	PERFECT TDI0130	PERFECT TDI0130
	SACHS	SACHS
	SKF VKY4853	SKF VKY4853
	TRW	TRW
	VIEMAR 335076	VIEMAR 335076
	TERMINAL DIREÇÃO LD/LE PINO 12,1MM - 91MM COMPRIM. N. ORIG. 3817-50	

BERLINGO 98/07 / C4 HATCH / VTR 04/...
C4 PALLAS 07/... / XSARA 97/05
XSARA PICASSO 99/... / ZX 91/97

TE18175	DHB	3817-55
	DRIVEWAY PD5099	DRIVEWAY PD5099
	NAKATA	NAKATA
	PERFECT TDI0551	PERFECT TDI0551
	SACHS	SACHS
	SKF	SKF
	TRW	TRW
	VIEMAR 335268	VIEMAR 335268
	TERMINAL DIREÇÃO LE N. ORIG. 3817-55	

C3 03/...


TE18176	DHB	3817-56
	DRIVEWAY PD5098	DRIVEWAY PD5098
	NAKATA	NAKATA
	PERFECT TDI0552	PERFECT TDI0552
	SACHS	SACHS
	SKF	SKF
	TRW	TRW
	VIEMAR 335269	VIEMAR 335269
	TERMINAL DIREÇÃO LD N. ORIG. 3817-56	

C3 03/...

TE18680	DHB	3817-42
	DRIVEWAY PD4680	DRIVEWAY PD4680
	NAKATA	NAKATA
	PERFECT TDI1630	PERFECT TDI1631
	SACHS	SACHS
	SKF VKY4875	SKF VKY4875
	TRW TS-4350	TRW TS-4350
	VIEMAR 335112	VIEMAR 335112
	TERMINAL DIREÇÃO LD PINO 12,1MM - 112MM COMPRIM. N. ORIG. 3817-42	

***ANTIGO TE184680**

AX 91/95 / C4 HATCH / VTR 04/...
XANTIA 1.8/1.9/2.0 93/02

TE18681	DHB	3817-42
	DRIVEWAY PD4681	DRIVEWAY PD4681
	NAKATA	NAKATA
	PERFECT TDI1631	PERFECT TDI1631
	SACHS	SACHS
	SKF	SKF
	TRW	TRW
	VIEMAR	VIEMAR
	TERMINAL DIREÇÃO LE PINO 12,1MM - 112MM COMPRIM. N. ORIG. 3817-42	


***ANTIGO TE184681**

AX 91/95 / C4 HATCH / VTR 04/...
XANTIA 1.8/1.9/2.0 93/02

FIAT

TE13010	DHB	7524817/7524715
	DRIVEWAY PD3830	DRIVEWAY PD4142
	NAKATA N6014	NAKATA N6016
	PERFECT TDI1001	PERFECT TDI1003
	SACHS	SACHS
	SKF VKY4859	SKF VKY6104
	TRW TS3749	TRW TS-3704
	VIEMAR 335085	VIEMAR 335073
	TERMINAL DIR. LD/LE PINO 14,5MM - 83,5MM COMPRIM. N. ORIG. 7524817/7524715	


ELBA 91/96 / FIORINO 91/... / PREMIO 91/96
UNO MILLE 92/08 / UNO ECONOMY 09/...

TE13020	DHB	7083604
	DRIVEWAY PD4142	DRIVEWAY PD4142
	NAKATA N6016	NAKATA N6016
	PERFECT TDI1003	PERFECT TDI1003
	SACHS	SACHS
	SKF VKY6104	SKF VKY6104
	TRW TS-3704	TRW TS-3704
	VIEMAR 335073	VIEMAR 335073
	TERMINAL DIREÇÃO LD PINO 12,1MM - 145MM COMPRIM. N. ORIG. 46456660/7083604	

DOBLO 02/... / PALIO 96/... / NOVO UNO 10/...
PALIO WEEKEND 97/... / PALIO YOUNG 01/02
SIENA 98/... / STRADA 99/...

TE13022	DHB	9949218
	DRIVEWAY PD4945	DRIVEWAY PD4945
	NAKATA	NAKATA
	PERFECT TDI0122	PERFECT TDI0122
	SACHS	SACHS
	SKF VKY4824	SKF VKY4824
	TRW PS-4945	TRW PS-4945
	VIEMAR 335015	VIEMAR 335015
	TERMINAL DE DIREÇÃO LD/LE PINO 11,7MM - 93,5MM COMPRIM. N. ORIG. 9949218	

STILO HDR. 03/... / BRAVO 11/...

TE13024	DHB	9497926
	DRIVEWAY PD3858	DRIVEWAY PD3858
	NAKATA N6008	NAKATA N6008
	PERFECT TDI1024	PERFECT TDI1024
	SACHS	SACHS
	SKF VKY6187	SKF VKY6187
	TRW TS-3760	TRW TS-3760
	VIEMAR 335011	VIEMAR 335011
	TERMINAL DIR. LD/LE PINO 12,6MM - 106MM OEM: 9497926	

COUPE 2.0 TURBO 95/97
MAREA 2.0L/2.4L 99/08

SUSPENSÃO

TERMINAL

FIAT

TE13030	DHB	18915
	DRIVEWAY PD3826	DRIVEWAY PD4143
	NAKATA NG012	NAKATA NG017
	PERFECT TDI1002	PERFECT TDI1004
	SACHS	SACHS
	SKF	SKF VKY6103
	TRW	TRW TS-3703
	VIEMAR 335012	VIEMAR 335072
	TERMINAL LD/LE	TERMINAL DIREÇÃO LE
	PINO 12mm - 138 mm	PINO 12,1MM - 145MM COMPRIM. N. ORIG. 46456189/7083603

ELBA 92/96 / FIORINO 91/... PREMIO 91/96
TEMPRA 92/99 / UNO ECONOMY 09/...

TE13040	DHB	18915
	DRIVEWAY PD3826	DRIVEWAY PD4143
	NAKATA NG012	NAKATA NG017
	PERFECT TDI1002	PERFECT TDI1004
	SACHS	SACHS
	SKF	SKF VKY6103
	TRW	TRW TS-3703
	VIEMAR 335012	VIEMAR 335072
	TERMINAL LD/LE	TERMINAL DIREÇÃO LE
	PINO 12mm - 138 mm	PINO 12,1MM - 145MM COMPRIM. N. ORIG. 46456189/7083603

DOBLO 02/... / PALIO 96/... / NOVO UNO 10/...
PALIO WEEKEND 97/... / PALIO YOUNG 01/02
SIENA 98/... / STRADA 99/...

TE13044	DHB	18915
	DRIVEWAY PD4740	DRIVEWAY PD4740
	NAKATA	NAKATA
	PERFECT TDI1040	PERFECT TDI1040
	SACHS	SACHS
	SKF	SKF VKY4844
	TRW	TRW
	VIEMAR 335055	VIEMAR 335055
	TERMINAL DIREÇÃO LD/LE	TERMINAL DIREÇÃO LD/LE
	PINO 14,4MM - 120MM COMPRIM. N. ORIG. 1306716080	PINO 14,4MM - 120MM COMPRIM. N. ORIG. 1306716080

UCATO 94/02

TE13050	DHB	PD3866
	DRIVEWAY	DRIVEWAY
	NAKATA NG011	NAKATA NG011
	PERFECT TDI1070	PERFECT TDI1070
	SACHS	SACHS
	SKF	SKF
	TRW	TRW
	VIEMAR 335013	VIEMAR 335013
	TERMINAL DIREÇÃO LONGO	TERMINAL DIREÇÃO LONGO
	PINO 12,1MM - 164 COMPRIM. N. ORIG. 7584628/7543628	PINO 12,1MM - 164 COMPRIM. N. ORIG. 7584628/7543628

ELBA 86/91 / PREMIO 88/91 / PRÊMIO 88/91
FIORINO 88/91 / ELBA 85/92 / UNO 85/91

TE13060	DHB	PD4134
	DRIVEWAY PD3857	DRIVEWAY PD3857
	NAKATA NG007	NAKATA NG007
	PERFECT TDI1060	PERFECT TDI1062
	SACHS	SACHS
	SKF	SKF VKY6186
	TRW	TRW TS-3759
	VIEMAR 335009	VIEMAR 335009
	TERMINAL DIREÇÃO DIR./ESQ. (LONGO)	TERMINAL DIREÇÃO DIR./ESQ. (LONGO)
	PINO 12,1MM - 135MM COMPRIM. N. ORIG. 5983406/7360531	PINO 12,1MM - 135MM COMPRIM. N. ORIG. 5983406/7360531

147 / FIORINO / OGGI / PANORAMA / SPAZIO 84/88

TE13070	DHB	PD4134
	DRIVEWAY	DRIVEWAY
	NAKATA NG013	NAKATA NG013
	PERFECT TDI1062	PERFECT TDI1062
	SACHS	SACHS
	SKF	SKF VKY4858
	TRW	TRW TS-3748
	VIEMAR 335084	VIEMAR 335084
	TERMINAL BARRA TENSORA	TERMINAL BARRA TENSORA
	PINO 14,5MM - 83,5 COMPRIM. N. ORIG. 7693816	PINO 14,5MM - 83,5 COMPRIM. N. ORIG. 7693816

FIORINO 88/91 / ELBA 86/91
PRÊMIO 85/91 / UNO 85/92

TE13080	DHB	18964
	DRIVEWAY PD4594	DRIVEWAY PD4594
	NAKATA	NAKATA
	PERFECT TDI1023	PERFECT TDI1023
	SACHS	SACHS
	SKF	SKF VKY4879
	TRW	TRW
	VIEMAR 335117	VIEMAR 335117
	TERMINAL DIR. LD/LE	TERMINAL DIR. LD/LE
	CHASSI ESPORTIVO	CHASSI ESPORTIVO
	PINO 12 MM COMPRIM. 106MM N. ORIG. 9947714	PINO 12 MM COMPRIM. 106MM N. ORIG. 9947714

BRAVA/MAREA 1.8 99/...

TE13085	DHB	18964
	DRIVEWAY	DRIVEWAY
	NAKATA	NAKATA
	PERFECT TDI1085	PERFECT TDI1085
	SACHS	SACHS
	SKF	SKF VKY4892
	TRW	TRW
	VIEMAR 335172	VIEMAR 335172
	TERMINAL DIREÇÃO LD/LE	TERMINAL DIREÇÃO LD/LE
	PINO 16,75MM - 120MM COMPRIM. N. ORIG. 77362278	PINO 16,75MM - 120MM COMPRIM. N. ORIG. 77362278

UCATO 02/...

TE13090	DHB	18964
	DRIVEWAY PD3858	DRIVEWAY PD3858
	NAKATA NG010	NAKATA NG010
	PERFECT TDI1066	PERFECT TDI1066
	SACHS	SACHS
	SKF	SKF
	TRW	TRW
	VIEMAR 335012	VIEMAR 335012
	TERMINAL DIREÇÃO LONGO	TERMINAL DIREÇÃO LONGO
	PINO 12,1MM - 151 COMPRIM. N. ORIG. 7530046	PINO 12,1MM - 151 COMPRIM. N. ORIG. 7530046
	ROSCA DIREITA	ROSCA DIREITA

PRÊMIO 85/85 / UNO 84/85

TE13100	DHB	18964
	DRIVEWAY	DRIVEWAY
	NAKATA NG008	NAKATA NG008
	PERFECT TDI1061	PERFECT TDI1061
	SACHS	SACHS
	SKF	SKF
	TRW	TRW
	VIEMAR	VIEMAR
	TERMINAL DE DIREÇÃO LD/LE (CURTO)	TERMINAL DE DIREÇÃO LD/LE (CURTO)
	PINO 12,1MM - 190MM COMPRIM. N. ORIG. 43616697/4254278	PINO 12,1MM - 190MM COMPRIM. N. ORIG. 43616697/4254278

147 / FIORINO / OGGI / PANORAMA / SPAZIO 77/84

TE13102	DHB	18964
	DRIVEWAY	DRIVEWAY
	NAKATA	NAKATA
	PERFECT TDI1102	PERFECT TDI1102
	SACHS	SACHS
	SKF	SKF
	TRW	TRW
	VIEMAR 335306	VIEMAR 335306
	TERMINAL DIREÇÃO LD	TERMINAL DIREÇÃO LD
	PINO 12,1MM - 152MM COMPRIM. N. ORIG. 7084156	PINO 12,1MM - 152MM COMPRIM. N. ORIG. 7084156

DOBLO ADVENTURE 1.8 04/...

TE13103	DHB	18964
	DRIVEWAY	DRIVEWAY
	NAKATA	NAKATA
	PERFECT TDI1103	PERFECT TDI1103
	SACHS	SACHS
	SKF	SKF
	TRW	TRW
	VIEMAR 335307	VIEMAR 335307
	TERMINAL DIREÇÃO LE	TERMINAL DIREÇÃO LE
	PINO 12,1MM - 152MM COMPRIM. N. ORIG. 7084157	PINO 12,1MM - 152MM COMPRIM. N. ORIG. 7084157

DOBLO ADVENTURE 1.8 04/...

TE13104	DHB	18964
	DRIVEWAY PD5162	DRIVEWAY PD5162
	NAKATA	NAKATA
	PERFECT TDI1104	PERFECT TDI1104
	SACHS	SACHS
	SKF	SKF VKY6125
	TRW	TRW TS4150
	VIEMAR 335300	VIEMAR 335300
	TERMINAL DIREÇÃO LD	TERMINAL DIREÇÃO LD
	PINO 12,1MM - 158 COMPRIM. N. ORIG. 5175635	PINO 12,1MM - 158 COMPRIM. N. ORIG. 5175635

IDEA 06/... / IDEA ADVENTURE 06/...
STRADA CABINE DUPLA 1.8 LOCKER 09/...

TE13105	DHB	18964
	DRIVEWAY PD5161	DRIVEWAY PD5161
	NAKATA	NAKATA
	PERFECT TDI1105	PERFECT TDI1105
	SACHS	SACHS
	SKF	SKF VKY6124
	TRW	TRW TS-4149
	VIEMAR 335299	VIEMAR 335299
	TERMINAL DIREÇÃO LE	TERMINAL DIREÇÃO LE
	PINO 12,1MM - 158 COMPRIM. N. ORIG. 5175636	PINO 12,1MM - 158 COMPRIM. N. ORIG. 5175636

IDEA 06/... / IDEA ADVENTURE 06/... /
STRADA CABINE DUPLA 1.8 LOCKER 09/...

TE13108	DHB	18964
	DRIVEWAY	DRIVEWAY
	NAKATA	NAKATA
	PERFECT TDI1108	PERFECT TDI1108
	SACHS	SACHS
	SKF	SKF
	TRW	TRW
	VIEMAR 335302	VIEMAR 335302
	TERMINAL DIR. LD	TERMINAL DIR. LD
	PINO 11,8MM - 113MM COMPRIM. O.E.M. 7086781	PINO 11,8MM - 113MM COMPRIM. O.E.M. 7086781

PUNTO 08/... / LINEA 08/...

TE13109	DHB	18964
	DRIVEWAY	DRIVEWAY
	NAKATA	NAKATA
	PERFECT TDI1109	PERFECT TDI1109
	SACHS	SACHS
	SKF	SKF
	TRW	TRW
	VIEMAR 335301	VIEMAR 335301
	TERMINAL DIR. LE	TERMINAL DIR. LE
	PINO 11,8MM - 113MM COMPRIM. O.E.M. 7086780	PINO 11,8MM - 113MM COMPRIM. O.E.M. 7086780

PUNTO 08/... / LINEA 08/...

TE13476	DHB	18964
	DRIVEWAY PD4476	DRIVEWAY PD4476
	NAKATA	NAKATA
	PERFECT TDI1072	PERFECT TDI1072
	SACHS	SACHS
	SKF	SKF VKY6106
	TRW	TRW TS-3980
	VIEMAR 335110	VIEMAR 335110
	TERMINAL DIR. LD	TERMINAL DIR. LD
	PINO 12MM - 130MM COMPRIM. N. ORIG. 9947438 / 60809494	PINO 12MM - 130MM COMPRIM. N. ORIG. 9947438 / 60809494

*ANTIGO TE134476

TIPO 87/97 / TEMPRA 95/96 / COUPE 95/97

TE13477	DHB	18964
	DRIVEWAY PD4477	DRIVEWAY PD4477
	NAKATA N376	NAKATA N376
	PERFECT TDI1073	PERFECT TDI1073
	SACHS	SACHS
	SKF	SKF VKY6105
	TRW	TRW TS-3981
	VIEMAR 335109	VIEMAR 335109
	TERMINAL DIR. LE	TERMINAL DIR. LE
	PINO 12MM - 130MM COMPRIM. N. ORIG. 9947437 / 9950671	PINO 12MM - 130MM COMPRIM. N. ORIG. 9947437 / 9950671

*ANTIGO TE134477

TIPO 87/97 / TEMPRA 95/96 / COUPE 95/97

SUSPENSÃO

TERMINAL


FORD

TE10030	DHB
	DRIVEWAY PD3899
	NAKATA N1027/161
	PERFECT TDI1022
	SACHS
	SKF VKY4891
	TRW TS-3756
	VIEMAR 335168
	TERMINAL DIREÇÃO LD PINO 10,8MM - 102MM COMPR. N. ORIG. 3054198113


ROYALE / VERSAILLES 91/96

TE35010	DHB	20482
	DRIVEWAY PD3864	
	NAKATA N2020/206	
	PERFECT TDI1005	
	SACHS	
	SKF VKY4823	
	TRW TS-3751	
	VIEMAR 335008	
	TERMINAL DIREÇÃO LD/LE PINO 11,6MM - 102MM COMPR. N. ORIG. 81EU32898	

**BELINA I/II 71/91 / CORCEL I/II 68/86
DEL REY 81/91 / PAMPA 82/97**

TE35020	DHB	20478
	DRIVEWAY PD2902	
	NAKATA N235	
	PERFECT TDI1015	
	SACHS	
	SKF VKY4822	
	TRW TE1630	
	VIEMAR 335016	
	TERMINAL DIREÇÃO LD/LE PINO 11,7MM - 67,5MM COMPR. N. ORIG. 86AU3289AA/542.419811	


ESCORT 83/96/VERONA 90/92

TE35030	DHB	21293
	DRIVEWAY PD3208	
	NAKATA N186	
	PERFECT TDI1030	
	SACHS	
	SKF VKY4834	
	TRW TS-3612R	
	VIEMAR 335032	
	TERMINAL DIREÇÃO LD/LE PINO 10,8 MM - 74,4MM COMPR. N. ORIG. 8114198128	


ROYALE / VERSALLES 91/96

TE35033	DHB
	DRIVEWAY
	NAKATA
	PERFECT TDI2033
	SACHS
	SKF VKY4889
	TRW
	VIEMAR 335149
	TERMINAL DIREÇÃO EXT. LE/LD PINO 15,4MM - 120MM COMPR. N. ORIG. F5T23A131A

RANGER 98/... / EXPLORER 95/00

TE35036	DHB
	DRIVEWAY PD3636
	NAKATA N2062
	PERFECT TDI1036
	SACHS
	SKF
	TRW
	VIEMAR TS-3406R
	TERMINAL DIREÇÃO LONGO DIR. ROSCA DIREITA N. ORIG. BF2C32898


F1000 4X2 92/98

TE35040	DHB
	DRIVEWAY PD4323
	NAKATA N2026
	PERFECT TDI1035
	SACHS
	SKF VKY4838
	TRW TS3717
	VIEMAR 335038
	TERMINAL DIREÇÃO LE PINO 11,6MM - 75MM COMPR. N. ORIG. 96FB3290AC

**FIESTA 96/99 / FIESTA 96/99 / COURIER HIDR./MEC 97/99
FIESTA CLASS / STREET HIDR. /MEC 99/07
FIESTA PERSONALITE / SUPERCHARGER (MEC) 02/...**

TE35050	DHB
	DRIVEWAY PD3500
	NAKATA N2008
	PERFECT TDI1032
	SACHS
	SKF VKY4832
	TRW TE1870R
	VIEMAR
	TERMINAL DIREÇÃO LD PINO 13,2MM - 75MM N. ORIG. 547419812

ESCORT / VERONA DIR. MEC./HIDR. 93/96

TE35060	DHB
	DRIVEWAY PD3499
	NAKATA N2007
	PERFECT TDI1031
	SACHS
	SKF VKY4833
	TRW TE1885L
	VIEMAR 335031
	TERMINAL DIREÇÃO LE PINO 13,2MM - 75MM N. ORIG. 547419811

ESCORT / VERONA DIR. MEC./HIDR. 93/96

TE35070	DHB
	DRIVEWAY PD4324
	NAKATA N2025
	PERFECT TDI1034
	SACHS
	SKF VKY4839
	TRW TS-3718
	VIEMAR 335039
	TERMINAL DIREÇÃO LD PINO 11,6MM - 75MM COMPR. N. ORIG. 96FG3289AD

**COURIER HIDR./MEC. 99/.../ FIESTA 96/99
FIESTA CLASS/STREET HIDR. MEC. 99/07
FIESTA PERSONALITE / SUPERCHARGER (MEC) 96/01**

TE35079	DHB
	DRIVEWAY PD4927
	NAKATA
	PERFECT TDI1079
	SACHS
	SKF
	TRW
	VIEMAR
	TERMINAL DIREÇÃO LE N. ORIG. 98FU3290

FIESTA DIREÇÃO MECÂNICA 02/...

TE35080	DHB
	DRIVEWAY PD4928
	NAKATA
	PERFECT TDI1080
	SACHS
	SKF
	TRW
	VIEMAR
	TERMINAL DIREÇÃO LD N. ORIG. 98FU3289

FIESTA DIREÇÃO MECÂNICA 02/...

TE35090	DHB
	DRIVEWAY PD4420
	NAKATA N2017
	PERFECT TDI1033
	SACHS
	SKF VKY4840
	TRW TS-3954
	VIEMAR 335040
	TERMINAL DIREÇÃO LD/LE PINO 11,5MM - 67,5MM COMPR. N. ORIG. 97XB3289AA

KA DIR. MEC./ HIDR. 96/07

TE35100	DHB
	DRIVEWAY PD3633
	NAKATA N2065
	PERFECT TDI1039
	SACHS
	SKF
	TRW TS-3400L
	VIEMAR
	TERMINAL DIREÇÃO LONGO EXT. N. ORIG. BF2C3290C

F1000 4X2 92/98

TE35110	DHB
	DRIVEWAY PD0951
	NAKATA N244
	PERFECT TDI1042
	SACHS
	SKF
	TRW
	VIEMAR
	TERMINAL DIREÇÃO DIR. LONGO N. ORIG. E5TE3A131A

F1000 87/92

TE35120	DHB
	DRIVEWAY PD3635
	NAKATA N2063
	PERFECT TDI1037
	SACHS
	SKF
	TRW
	VIEMAR TS-3409L
	TERMINAL DIREÇÃO CURTO ESQ. ROSCA DIREITA N. ORIG. BF2C3290B

F1000 4X2 92/98

TE35130	DHB
	DRIVEWAY PD0955
	NAKATA N243
	PERFECT TDI1041
	SACHS
	SKF
	TRW
	VIEMAR TS-972R
	TERMINAL DIREÇÃO ESQ. CURTO N. ORIG. 281U3289A/C51A3A130A

F1000 87/92

TE35140	DHB
	DRIVEWAY PD3632
	NAKATA N2064
	PERFECT TDI1038
	SACHS
	SKF
	TRW
	VIEMAR TS-3399R
	TERMINAL DIREÇÃO CURTO INT. N. ORIG. BF2C3289C

F1000 4X2 92/98

TE35150	DHB
	DRIVEWAY PD5036
	NAKATA N2125
	PERFECT TDI1898
	SACHS
	SKF VKY4841
	TRW
	VIEMAR 335052
	TERMINAL DIREÇÃO LD PINO 12,6MM - 75MM COMPR. N. ORIG. 98AX3270AA

FOCUS 98/05 HIDR.

TE35160	DHB
	DRIVEWAY PD5037
	NAKATA N2126
	PERFECT TDI1899
	SACHS
	SKF VKY4842
	TRW
	VIEMAR 335053
	TERMINAL DIREÇÃO LE PINO 12,6MM - 75MM COMPR. N. ORIG. 98AX3270BA

FOCUS 98/05 HIDR.

SUSPENSÃO

TERMINAL

FORD

TE35642	DHB
	DRIVEWAY
	NAKATA
	PERFECT TDI1642
	SACHS
	SKF
	TRW
	VIEMAR 335374
	TERMINAL DIREÇÃO LD/LE COMPRIM. 92MM

TRANSIT 09/...

TE35643	DHB	18963
	DRIVEWAY	
	NAKATA	N2120
	PERFECT	TDI1643
	SACHS	
	SKF	VKY4869
	TRW	
	VIEMAR	335097
	TERMINAL DIREÇÃO LD/LE PINO 15,4MM - 120MM COMPRIM. N. ORIG. F873A1308A	

RANGER 98/...

TE35896	DHB
	DRIVEWAY
	NAKATA
	PERFECT TDI1896
	SACHS
	SKF
	TRW
	VIEMAR
	TERMINAL DIR. LD N. ORIG. 6E523A130A

FUSION 06/...

TE35897	DHB
	DRIVEWAY
	NAKATA
	PERFECT TDI1897
	SACHS
	SKF
	TRW
	VIEMAR
	TERMINAL LE N. ORIG. 6E523A130B

FUSION 06/...

TE35925	DHB
	DRIVEWAY PD4925
	NAKATA N92016
	PERFECT TDI1082
	SACHS
	SKF VKY4829
	TRW
	VIEMAR 3355020
	TERMINAL DIREÇÃO LD DIR. HIDR. PINO 11,5MM - 93MM COMPRIM. N. ORIG. Z56C32898A

***ANTIGO TE4925**

FIESTA 02/... / ESCOSPORT 03/...
KA 08/...

TE35926	DHB
	DRIVEWAY PD4926
	NAKATA N92017
	PERFECT TDI1081
	SACHS
	SKF VKY4828
	TRW
	VIEMAR 335019
	TERMINAL DIREÇÃO LE DIR. HIDR. PINO 11,5MM - 93MM COMPRIM. N. ORIG. Z56C32908A

***ANTIGO TE4926**

FIESTA 02/... / ESCOSPORT 03/...
KA 08/...

HONDA

TE50092	DHB
	DRIVEWAY
	NAKATA
	PERFECT TDI1092
	SACHS
	SKF
	TRW
	VIEMAR 335333
	TERMINAL DE DIREÇÃO LD N. ORIG. 53540-SNA01

NEW CIVIC 06/...

TE50093	DHB
	DRIVEWAY
	NAKATA
	PERFECT TDI1093
	SACHS
	SKF
	TRW
	VIEMAR 335334
	TERMINAL DE DIREÇÃO LE N. ORIG. 53560-SNA01

NEW CIVIC 06/...

TE50094	DHB
	DRIVEWAY PD5042
	NAKATA
	PERFECT TDI1094
	SACHS
	SKF
	TRW
	VIEMAR 335233
	TERMINAL DE DIREÇÃO LD N. ORIG. 53540-SAA03

FIT 04/08

TE50095	DHB
	DRIVEWAY PD5043
	NAKATA
	PERFECT TDI1095
	SACHS
	SKF
	TRW
	VIEMAR 335232
	TERMINAL DE DIREÇÃO LE N. ORIG. 53560-SAA03

FIT 04/08

TE50115	DHB
	DRIVEWAY
	NAKATA
	PERFECT TDI1115
	SACHS
	SKF
	TRW
	VIEMAR 335376
	TERMINAL DE DIREÇÃO LD OEM: 53540-TF003

NEW FIT 08/... / CITY 09/...

TE50116	DHB
	DRIVEWAY
	NAKATA
	PERFECT TDI1116
	SACHS
	SKF
	TRW
	VIEMAR 335375
	TERMINAL DE DIREÇÃO LE OEM: 53560-TF003

NEW FIT 08/... / CITY 09/...

TE50702	DHB
	DRIVEWAY PD4702
	NAKATA
	PERFECT TDI2001
	SACHS
	SKF VKY4897
	TRW
	VIEMAR 335182
	TERMINAL DIREÇÃO LD/LE PINO 12,8MM - 60MM COMPRIM. N. ORIG. 53541-S5A003

***ANTIGO TE504702**

CIVIC 01/05 / CRV 02/06

TE50709	DHB
	DRIVEWAY
	NAKATA
	PERFECT TDI0111
	SACHS
	SKF
	TRW
	VIEMAR 335374
	TERMINAL DIREÇÃO LE N. ORIG. 53560-SH3003

***ANTIGO TE504709**

CIVIC 91/...

TE50710	DHB
	DRIVEWAY
	NAKATA
	PERFECT TDI0110
	SACHS
	SKF
	TRW
	VIEMAR
	TERMINAL DIREÇÃO LD N. ORIG. 53540-SH3003

***ANTIGO TE504710**

CIVIC 91/...

SUSPENSÃO

TERMINAL

HYUNDAI

TE64096	DHB
	DRIVEWAY
	NAKATA
	PERFECT TDI1096
	SACHS
	SKF
	TRW
	VIEMAR 335330
	TERMINAL DE DIREÇÃO LD N. ORIG. 568202E900
TUCSON 05/...	

TE64097	DHB
	DRIVEWAY
	NAKATA
	PERFECT TDI1097
	SACHS
	SKF
	TRW
	VIEMAR 335329
	TERMINAL DE DIREÇÃO LE N. ORIG. 56820-2E000
TUCSON 05/...	

TE64098	DHB
	DRIVEWAY
	NAKATA
	PERFECT TDI1098
	SACHS
	SKF
	TRW
	VIEMAR
	TERMINAL DIR. LD N. ORIG. 56820-3K510
AZERA 3.3L V6 GLS 07/...	

TE64099	DHB
	DRIVEWAY
	NAKATA
	PERFECT TDI1099
	SACHS
	SKF
	TRW
	VIEMAR
	TERMINAL DIREÇÃO LE N. ORIG. 56820-3K500
AZERA 3.3L V6 GLS 07/...	


TE64106	DHB
	DRIVEWAY
	NAKATA
	PERFECT TDI1106
	SACHS
	SKF
	TRW
	VIEMAR
	TERMINAL DE DIREÇÃO LD OEM:56820-2B000
SANTA FE 06/...	

TE64107	DHB
	DRIVEWAY
	NAKATA
	PERFECT TDI1107
	SACHS
	SKF
	TRW
	VIEMAR
	TERMINAL DIR. LE N. ORIG. 56820-2B000
SANTA FE 06/...	

TE64110	DHB
	DRIVEWAY
	NAKATA
	PERFECT TDI1110
	SACHS
	SKF
	TRW
	VIEMAR 335286
	TERMINAL DIR. LD N.ORIG. 56820-2H090
I30 08/...	

TE64111	DHB
	DRIVEWAY
	NAKATA
	PERFECT TDI1111
	SACHS
	SKF
	TRW
	VIEMAR 335285
	TERMINAL DIR. LE N. ORIG. 56820-2H000
I30 08/...	

TE64310	DHB
	DRIVEWAY
	NAKATA
	PERFECT TDI5310
	SACHS
	SKF
	TRW
	VIEMAR 335310
	TERMINAL DIREÇÃO LD/LE PINO 13,6MM- 73MM COMPR. N. ORIG. 5682047500
H100 04/... / HR 04/... / PORTER 04/...	

TE64980	DHB
	DRIVEWAY
	NAKATA
	PERFECT TDI0129
	SACHS
	SKF VKY4870
	TRW
	VIEMAR 335098
	TERMINAL DIREÇÃO LD/LE PINO 13,85MM-160MM COMPR. N. ORIG. 56872-43000
H100 92/... / HI 97/... / PORTER 97/04 STAREX 97/...	

	DHB
	DRIVEWAY
	NAKATA
	PERFECT TDI1110
	SACHS
	SKF
	TRW
	VIEMAR 335286
	TERMINAL DIR. LD N.ORIG. 56820-2H090
I30 08/...	

	DHB
	DRIVEWAY
	NAKATA
	PERFECT TDI1111
	SACHS
	SKF
	TRW
	VIEMAR 335285
	TERMINAL DIR. LE N. ORIG. 56820-2H000
I30 08/...	


KIA

TE64096	DHB
	DRIVEWAY
	NAKATA
	PERFECT TDI1096
	SACHS
	SKF
	TRW
	VIEMAR 335330
	TERMINAL DIREÇÃO LD N. ORIG. 56820-2E900 OBS: HYUNDAI
SPORTAGE 04/...	

TE64097	DHB
	DRIVEWAY
	NAKATA
	PERFECT TDI1097
	SACHS
	SKF
	TRW
	VIEMAR 335329
	TERMINAL DIREÇÃO LE N. ORIG. 56820-2E000 OBS: HYUNDAI
SPORTAGE 04/...	

TE64110	DHB
	DRIVEWAY
	NAKATA
	PERFECT TDI1110
	SACHS
	SKF
	TRW
	VIEMAR 335286
	TERMINAL DIREÇÃO LD N. ORIG. 56820-2H090
CERATO 09/...	

TE64111	DHB
	DRIVEWAY
	NAKATA
	PERFECT TDI1111
	SACHS
	SKF
	TRW
	VIEMAR 335285
	TERMINAL DIREÇÃO LE N. ORIG. 56820-2H000
CERATO 09/...	

TE64117	DHB
	DRIVEWAY
	NAKATA
	PERFECT TDI1117
	SACHS
	SKF
	TRW
	VIEMAR
	TERMINAL DIREÇÃO LE
SOUL 09/...	

TE64118	DHB
	DRIVEWAY
	NAKATA
	PERFECT TDI1118
	SACHS
	SKF
	TRW
	VIEMAR
	TERMINAL DIREÇÃO LD
SOUL 09/...	

TE64240	DHB
	DRIVEWAY
	NAKATA
	PERFECT TDI0128
	SACHS
	SKF
	TRW
	VIEMAR
	TERMINAL DIREÇÃO LD/LE PINO 13,7MM N. ORIG. 508399324
*ANTIGO TE642240	
BESTA 2.2/2.7 93/98	
BONGO 2400/2700 00/...	

	DHB
	DRIVEWAY
	NAKATA
	PERFECT TDI1110
	SACHS
	SKF
	TRW
	VIEMAR 335286
	TERMINAL DIR. LD N.ORIG. 56820-2H090
I30 08/...	

SUSPENSÃO

TERMINAL

MERCEDES - BENZ

TE25007	DHB
	DRIVEWAY PD5051
	NAKATA N6070
	PERFECT TDI1007
	SACHS
	SKF VKY4850
	TRW TS-4349
	VIEMAR
	TERMINAL DIREÇÃO LD/LE PINO 18,1MM - 80MM COMPRIM. N. ORIG. 9014600148
SPRINTER MB310D 97/...	

TE25535	DHB
	DRIVEWAY
	NAKATA
	PERFECT TDI0355
	SACHS
	SKF
	TRW
	VIEMAR 335240
	TERMINAL DIREÇÃO LD N. ORIG. 1683301235
* ANTIGO TE251535	
CLASSE A TDS 99/05	

TE25635	DHB
	DRIVEWAY
	NAKATA
	PERFECT TDI0350
	SACHS
	SKF
	TRW
	VIEMAR 335241
	TERMINAL DIREÇÃO LE N. ORIG. 1683301135
* ANTIGO TE251635	
CLASSE A TDS 99/05	

	DHB
	DRIVEWAY
	NAKATA
	PERFECT
	SACHS
	SKF
	TRW
	VIEMAR
	TERMINAL DIREÇÃO
	N. ORIG.

MITSUBISHI

TE52044	DHB
	DRIVEWAY
	NAKATA
	PERFECT TDI50201
	SACHS
	SKF VKY6110
	TRW
	VIEMAR 335196
	PINO 13,6MM-173MM COMPRIM. N. ORIG. MB831044
* ANTIGO TE521044	
PAJERO 93/00 / PAJERO SPORT 99/... L200 SPORT 03/...	

TE52129	DHB
	DRIVEWAY
	NAKATA
	PERFECT TDI0129
	SACHS
	SKF VKY4870
	TRW
	VIEMAR 335098
	TERMINAL DIREÇÃO LD/LE PINO13,85MM-160MM COMPRIM. N. ORIG. MB864164
3000GT 4X4 90/.../ L300 4X2/4X4 97/...	

TE52197	DHB
	DRIVEWAY
	NAKATA
	PERFECT TDI50197
	SACHS
	SKF
	TRW
	VIEMAR
	TERMINAL DIR. INT. GRANDE LD
L200 4X2 93/02	

TE52198	DHB
	DRIVEWAY
	NAKATA
	PERFECT TDI50198
	SACHS
	SKF
	TRW
	VIEMAR
	TERMINAL DIREÇÃO INT. PEQ. LE
L200 4X2 93/02	


TE52199	DHB
	DRIVEWAY
	NAKATA
	PERFECT TDI50199
	SACHS
	SKF
	TRW
	VIEMAR
	TERMINAL DIREÇÃO EXT. CURTO PINO 13,7MM - 90MM COMPRIM.
L200 4X2 4CC DIESEL 95/...	

TE52200	DHB
	DRIVEWAY
	NAKATA
	PERFECT TDI50200
	SACHS
	SKF VKY6111
	TRW
	VIEMAR 335197
	TERMINAL DIREÇÃO EXT. CURTO PINO13,6MM - 110MM COMPRIM. N. ORIG. MB831043
PAJERO 93/00 / PAJERO SPORT 99/... L200 SPORT 03/...	

TE52202	DHB
	DRIVEWAY
	NAKATA
	PERFECT TDI50202
	SACHS
	SKF
	TRW
	VIEMAR
	TERMINAL DIREÇÃO LD N. ORIG. 4422A010
L200 TRITON 08/... PAJERO FULL 01/...	

TE52203	DHB
	DRIVEWAY
	NAKATA
	PERFECT TDI50203
	SACHS
	SKF
	TRW
	VIEMAR
	TERMINAL DIREÇÃO LE N. ORIG. 4422A009
L200 TRITON 08/... PAJERO FULL 01/...	

TE52204	DHB
	DRIVEWAY
	NAKATA
	PERFECT TDI50204
	SACHS
	SKF VKY4843
	TRW
	VIEMAR 335054
	TERMINAL DIREÇÃO LD/LE PINO 13,3MM - 75MM COMPRIM. N. ORIG. MB912519
PAJERO TR4 03/... / PAJERO IO 99/02 / OUTLANDER 03/... GALANT 92/99 / ECLIPSE 95/99 / AIRTREK 01/... 3000GT 91/99 / EXPO 92/96	

TE52422	DHB
	DRIVEWAY
	NAKATA
	PERFECT TDI5422
	SACHS
	SKF
	TRW
	VIEMAR 337167
	TERMINAL DIREÇÃO INT (LONGO) PINO 13,7MM - 174MM COMPRIM. N. ORIG. MB241206
L200 4CIL. 2.5L 4X4 93/....	

TE52642	DHB
	DRIVEWAY
	NAKATA
	PERFECT TDI6422
	SACHS
	SKF
	TRW
	VIEMAR 335161
	TERMINAL DIREÇÃO EXT. CURTO PINO13,7MM - 90MM COMPRIM. N. ORIG. MB241171
L200 4 CIL. 2.5L 4x4 93/....	


	DHB
	DRIVEWAY
	NAKATA
	PERFECT
	SACHS
	SKF
	TRW
	VIEMAR
	TERMINAL DIREÇÃO
	N. ORIG.

NISSAN

TE58086	DHB
	DRIVEWAY
	NAKATA
	PERFECT TDI1086
	SACHS
	SKF
	TRW
	VIEMAR
	TERMINAL DIREÇÃO INTERNO PINO14,8MM - 93,5MM COMPRIM. N. ORIG. 48570-3525
FRONTIER 98/07 XTERRA 00/04 / XTRAIL 00/06	

TE58087	DHB
	DRIVEWAY
	NAKATA
	PERFECT TDI1087
	SACHS
	SKF
	TRW
	VIEMAR
	TERMINAL DIREÇÃO INTERNO PINO 14,8MM - 93,5MM COMPRIM. N. ORIG. 48520-3525 (ROSCA DIREITA)
FRONTIER 98/07 XTERRA 00/04 / XTRAIL 00/06	

TE58110	DHB
	DRIVEWAY
	NAKATA
	PERFECT TDI11100
	SACHS
	SKF
	TRW
	VIEMAR
	RIT TERMINAL DIREÇÃO INTERNO E EXTERNO COM JUNÇÃO N. ORIG. DB510VR90A
FRONTIER 4X4 98/...	

TE58119	DHB
	DRIVEWAY
	NAKATA
	PERFECT TDI1119
	SACHS
	SKF
	TRW
	VIEMAR
	TERMINAL DIREÇÃO LD N. ORIG. 48640-3U025
LIVINA 1.6/1.8 FLEX 10/...	

SUSPENSÃO

TERMINAL

NISSAN

TE58120	DHB
DRIVEWAY	NAKATA
PERFECT	TDI1120
SACHS	SKF
TRW	VIEMAR
TERMINAL DIREÇÃO LE N. ORIG. 48520-3U025	
LIVINA 1.6/1.8 FLEX 10/...	

TE58305	DHB	
DRIVEWAY	NAKATA	
PERFECT	SACHS	
SKF	TRW	
VIEMAR	TERMINAL DIREÇÃO LD N. ORIG.	
FOTO ILUSTRATIVA		
FRONTIER SEL LD 2007		

TE58306	DHB	
DRIVEWAY	NAKATA	
PERFECT	SACHS	
SKF	TRW	
VIEMAR	TERMINAL DIREÇÃO LE N. ORIG.	
FOTO ILUSTRATIVA		
FRONTIER SEL LD 2007		

	DHB	
	DRIVEWAY	
	NAKATA	
	PERFECT	
	SACHS	
	SKF	
	TRW	
	VIEMAR	
	TERMINAL DIREÇÃO LE N. ORIG.	

PEUGEOT

TE13044	DHB
DRIVEWAY	PD4770
NAKATA	PERFECT
TDI1040	SACHS
VKY4844	TRW
VIEMAR	335055
TERMINAL DIREÇÃO LD/LE PINO 14,4MM - 120MM COMPRIM. N. ORIG. 4018.A3	
BOXER 99/02	

TE13085	DHB
DRIVEWAY	NAKATA
PERFECT	TDI1085
SACHS	SKF
VKY4892	TRW
VIEMAR	335172
TERMINAL DIREÇÃO LD/LE PINO 16,75MM - 120MM COMPRIM. N. ORIG. 4018.E0	
BOXER 02/...	

TE18130	DHB
DRIVEWAY	PD4918
NAKATA	N9092
PERFECT	TDI0130
SACHS	SKF
VKY4853	TRW
VIEMAR	335076
TERMINAL DIREÇÃO LD/LE PINO 12,1MM - 191MM COMPRIM. N. ORIG. 3817.50	
205 92/98 / 306 93/01 / 307 01/... / 504 92/99 PARTNER 99/... / 505 79/85	

TE18680	DHB	
DRIVEWAY	PD4680	
NAKATA	PERFECT	
TDI1630	SACHS	
SKF	TRW	
TS-4350	VIEMAR	
335111	TERMINAL DIREÇÃO LD PINO 12,1MM - 112MM COMPRIM. N. ORIG. 3817.42	
* ANTIGO TE184680		
106 92/01 / 307 01/... / 207 08/... / 206 01/09		

TE18681	DHB	
DRIVEWAY	PD4680	
NAKATA	PERFECT	
TDI1631	SACHS	
VKY4876	TRW	
TS-4352	VIEMAR	
335112	TERMINAL DIREÇÃO LE PINO 12,1MM - 112MM COMPRIM. N. ORIG. 3817.41	
* ANTIGO TE184681		
106 92/01 / 307 01/... / 207 08/... / 206 01/09		

	DHB	
	DRIVEWAY	
	NAKATA	
	PERFECT	
	TDI1085	
	SACHS	
	SKF	
	TRW	
	VIEMAR	
	TERMINAL DIREÇÃO LD/LE PINO 16,75MM - 120MM COMPRIM. N. ORIG. 4018.E0	

	DHB	
	DRIVEWAY	
	NAKATA	
	PERFECT	
	TDI0130	
	SACHS	
	SKF	
	TRW	
	VIEMAR	
	TERMINAL DIREÇÃO LD/LE PINO 12,1MM - 191MM COMPRIM. N. ORIG. 3817.50	

	DHB	
	DRIVEWAY	
	NAKATA	
	PERFECT	
	TDI1630	
	SACHS	
	SKF	
	TRW	
	VIEMAR	
	TERMINAL DIREÇÃO LD PINO 12,1MM - 112MM COMPRIM. N. ORIG. 3817.42	

RENAULT

TE19112	DHB	
DRIVEWAY	NAKATA	
PERFECT	TDI0112	
SACHS	SKF	
TRW	VIEMAR	
335322	TERMINAL DIREÇÃO LD PINO 11,8MM - 198MM COMPRIM. N. ORIG. 7701474796	
MEGANE 06/... / CLIO SPORT 2.0 16V 06/... GRAND SCENIC 07/09 GRAND TOUR 06/... / SCENIC 02/...		

TE19113	DHB
DRIVEWAY	PD4371
NAKATA	PERFECT
TDI0113	SACHS
SKF	TRW
VIEMAR	335321
TERMINAL DIREÇÃO LE PINO 11,8MM - 198MM COMPRIM. N. ORIG. 7701474795	
MEGANE 06/... / CLIO SPORT 2.0 16V 06/... GRAND SCENIC 07/09 GRAND TOUR 06/... / SCENIC 02/...	

TE19117	DHB	
DRIVEWAY	NAKATA	
PERFECT	TDI0139	
SACHS	SKF	
TRW	VIEMAR	
335251	TERMINAL DIREÇÃO LD PINO 11,9MM - 119MM COMPRIM. N. ORIG. 6000022720	
* ANTIGO TE199117		
CLIO TRW 91/98		

TE19118	DHB	
DRIVEWAY	NAKATA	
PERFECT	TDI0138	
SACHS	SKF	
TRW	VIEMAR	
335250	TERMINAL DIREÇÃO LE PINO 11,9MM - 119MM COMPRIM. N. ORIG. 6000022721	
* ANTIGO TE199118		
CLIO TRW 96/99		

TE19126	DHB	
DRIVEWAY	NAKATA	
PERFECT	TDI0126	
SACHS	SKF	
TRW	VIEMAR	
335324	TERMINAL DIREÇÃO LD N. ORIG. 6001550443	
LOGAN / SANDERO 07/...		

TE19127	DHB	
DRIVEWAY	NAKATA	
PERFECT	TDI0127	
SACHS	SKF	
TRW	VIEMAR	
335323	TERMINAL DIREÇÃO LE N. ORIG. 6001550442	
LOGAN / SANDERO 07/...		

TE19131	DHB
DRIVEWAY	NAKATA
N9112	PERFECT
TDI0131	SACHS
VKY4866	TRW
VIEMAR	335093
TERMINAL DIREÇÃO LE PINO 11,8MM - 112MM COMPRIM. N. ORIG. 6000030048	
R19 94/96	

TE19132	DHB
DRIVEWAY	NAKATA
N9113	PERFECT
TDI0132	SACHS
VKY4867	TRW
VIEMAR	335094
TERMINAL DIREÇÃO LD PINO 11,8MM - 112MM COMPRIM. N. ORIG. 6000030047	
R19 94/96	

SUSPENSÃO

TERMINAL

RENAULT

TE19135	DHB
	DRIVEWAY PD4371
	NAKATA N9094
	PERFECT TDI0135
	SACHS
	SKF VKY4873
	TRW
	VIEMAR 335107
	TERMINAL DIREÇÃO LE/LD N. ORIG. 7702085260/RE001343
TRAFIC 92/02	

TE19136	DHB
	DRIVEWAY
	NAKATA
	PERFECT TDI0136
	SACHS
	SKF
	TRW
	VIEMAR
	TERMINAL DIREÇÃO LE
LAGUNA 94/03	

TE19137	DHB
	DRIVEWAY
	NAKATA
	PERFECT TDI0137
	SACHS
	SKF
	TRW
	VIEMAR
	TERMINAL DIREÇÃO LD
LAGUNA 94/03	

TE19144	DHB
	DRIVEWAY
	NAKATA
	PERFECT TDI0144
	SACHS
	SKF
	TRW
	VIEMAR 335308
	TERMINAL DIREÇÃO LE N. ORIG. 6000022730
TWINGO 94/99	

TE19145	DHB
	DRIVEWAY
	NAKATA
	PERFECT TDI0145
	SACHS
	SKF
	TRW
	VIEMAR 335309
	TERMINAL DIREÇÃO LD N. ORIG. 6000022731
TWINGO 94/99	

TE19734	DHB
	DRIVEWAY
	NAKATA
	PERFECT TDI0734
	SACHS
	SKF
	TRW
	VIEMAR 335272
	TERMINAL DIREÇÃO LD N. ORIG. 7701470364
MASTER VAN 02/...	

TE19735	DHB
	DRIVEWAY
	NAKATA
	PERFECT TDI0735
	SACHS
	SKF
	TRW
	VIEMAR 335273
	TERMINAL DIREÇÃO LE N. ORIG. 7701470363
MASTER VAN 02/...	

TE19415	DHB
	DRIVEWAY PD4673
	NAKATA
	PERFECT TDI0134
	SACHS
	SKF VKY4864
	TRW TS-4353
	VIEMAR
	TERMINAL DIREÇÃO LE PINO 11,8MM - 90MM COMPR. CX SHU/TRW N. ORIG. 7701047415
* ANTIGO TE197415	
MEGANE 95/06 / SCENIC 99/... / CLIO 99/... SYMBOL 09/... TWINGO 96/05 / KANGOO 98/...	

TE19416	DHB
	DRIVEWAY PD4672
	NAKATA
	PERFECT TDI0133
	SACHS
	SKF VKY4864
	TRW TS-4353
	VIEMAR 335091
	TERMINAL DIREÇÃO LD PINO 11,8MM - 90MM COMPR. CX SHU/TRW N. ORIG. 7701047416
* ANTIGO TE197416	
MEGANE 95/06 / SCENIC 99/... CLIO 99/... SYMBOL 09/... TWINGO 96/05 / KANGOO 98/...	

TOYOTA

TE55076	DHB
	DRIVEWAY
	NAKATA
	PERFECT TDI1076
	SACHS
	SKF
	TRW
	VIEMAR 335331
	TERMINAL DIREÇÃO LD 163,5MM COMPRIM. N. ORIG. 4504602070
COROLLA 02/08 / FIELDER 05/08	

TE55077	DHB
	DRIVEWAY
	NAKATA
	PERFECT TDI1077
	SACHS
	SKF
	TRW
	VIEMAR 335332
	TERMINAL DIREÇÃO LE 163,5MM COMPRIM. N. ORIG. 45047-0230
COROLLA 02/08 / FIELDER 05/08	

TE55100	DHB
	DRIVEWAY
	NAKATA
	PERFECT TDI40100
	SACHS
	SKF
	TRW
	VIEMAR 335260
	TERMINAL DIREÇÃO INT. DIR./ESQ. PINO 14,65MM - 185MM COMPRIM. OEM:4540639125
HILUX 91/00	

TE55112	DHB
	DRIVEWAY
	NAKATA
	PERFECT TDI1112
	SACHS
	SKF
	TRW
	VIEMAR 335347
	TERMINAL DIREÇÃO LE/LD 175MM COMPRIM. OEM:45046-09640
COROLLA 08/...	

TE55215	DHB
	DRIVEWAY
	NAKATA
	PERFECT TDI1815
	SACHS
	SKF VKY4857
	TRW
	VIEMAR 335080
	TERMINAL DIREÇÃO LD PINO 14,6MM - 225MM COMPRIM. OEM:4504739215
* ANTIGO TE559215	
HILUX 95/04/SW4 95/01	

TE55335	DHB
	DRIVEWAY
	NAKATA
	PERFECT TDI1816
	SACHS
	SKF VKY4856
	TRW
	VIEMAR 335079
	TERMINAL DIREÇÃO LE PINO 14,6MM - 225MM COMPRIM. OEM:45046-39335
* ANTIGO TE559335	
HILUX 95/04/SW4 95/01	

TE55530	DHB
	DRIVEWAY
	NAKATA
	PERFECT TDI4530
	SACHS
	SKF
	TRW
	VIEMAR
	TERMINAL BARRA LATERAL POST. N. ORIG. BFJ20463530
BANDEIRANTE TDS 83/00	

TE55543	DHB
	DRIVEWAY
	NAKATA
	PERFECT TDI4543
	SACHS
	SKF
	TRW
	VIEMAR
	TERMINAL BARRA LATERAL ANT.
BANDEIRANTE TDS 83/01	

SUSPENSÃO

TERMINAL

TOYOTA

TE55544	DHB
DRIVEWAY	PD4715
NAKATA	
PERFECT	TDI4544
SACHS	
SKF	
TRW	
VIEMAR	
TERMINAL DIREÇÃO CURTA LE	



BANDEIRANTE TDS 83/01

TE55545	DHB
DRIVEWAY	
NAKATA	
PERFECT	TDI4545
SACHS	
SKF	
TRW	
VIEMAR	
TERMINAL BARRA CURTA LD.	



BANDEIRANTE TDS 83/01

TE55546	DHB
DRIVEWAY	
NAKATA	
PERFECT	TDI4546
SACHS	
SKF	
TRW	
VIEMAR	
TERMINAL BARRA LONGA LD N. ORIG. OJL30L43201	



BANDEIRANTE TDS 83/01

TE55547	DHB
DRIVEWAY	
NAKATA	
PERFECT	TDI4547
SACHS	
SKF	
TRW	
VIEMAR	
TERMINAL BARRA LONGA LE	



BANDEIRANTE TDS 83/01

TE55715	DHB
DRIVEWAY	PD4715
NAKATA	
PERFECT	TDI2832
SACHS	
SKF	VKY4883
TRW	TS-4360
VIEMAR	335122
TERMINAL DIREÇÃO LD/LE PINO 12,5MM-77,5MM COMPRIM. N. ORIG. 45046-19175	



*** ANTIGO TE504715**


COROLLA 92/02

TE55732	DHB
DRIVEWAY	
NAKATA	
PERFECT	TDI6732
SACHS	
SKF	VKY6119
TRW	
VIEMAR	335258
TERMINAL DIREÇÃO EXT. OEM:4054639175	



**HILUX 4CIL. 2.8L MOTOR 3L 97/05
SW4 91/95**

TE55913	DHB
DRIVEWAY	
NAKATA	
PERFECT	TDI2913
SACHS	
SKF	VKY6120
TRW	
VIEMAR	335259
TERMINAL DIREÇÃO INTERNO PINO 14,7MM - 205MM COMPRIM. OEM:4504639135	



**HILUX 97/05 / SW4 93/96
4 CIL. 2.8L MOTOR 3L 4X4**

TE55994	DHB
DRIVEWAY	
NAKATA	
PERFECT	TDI1078
SACHS	
SKF	VKY6111
TRW	
VIEMAR	335198
TERMINAL DIREÇÃO LE/LD PINO 15,25MM-83,5MM COMPRIM. N. ORIG. 45046-09310	




*** ANTIGO TE9994**

HILUX / SW4 SRV 05/...


VOLKSWAGEN

TE10010	DHB
DRIVEWAY	PD3695
NAKATA	N183
PERFECT	TDI1014
SACHS	
SKF	VKY4835
TRW	TS-3050/3900
VIEMAR	335033
TERMINAL DIREÇÃO LD/LE PINO 10,8 - 61MM COMPRIM. N. ORIG. 3074198121	



**GOL 80/08 / PARATI 83/08 / SAVEIRO 82/...
VOYAGE 81/95
TDS DIR. HIDR.**

TE10017	DHB
DRIVEWAY	PD1873
NAKATA	N139
PERFECT	TDI1017
SACHS	
SKF	
TRW	TE-1103L
VIEMAR	
TERMINAL DIREÇÃO LE	



PASSAT / VARIANT II 74/89

TE10020	DHB
DRIVEWAY	PD3286
NAKATA	N196
PERFECT	TDI1419
SACHS	
SKF	
TRW	VKY4837
VIEMAR	335035
TERMINAL DIREÇÃO LE HIDR/MEC 27/TRW PINO 12,7MM - 93MM COMPRIM. N. ORIG. 191419811	



POLO CLASSIC 00/02 / VAN 00/02 /

TE10021	DHB
DRIVEWAY	PD3288
NAKATA	N195
PERFECT	TDI1420
SACHS	
SKF	
TRW	VKY4836
VIEMAR	335034
TERMINAL DIREÇÃO LD PINO 12,7MM - 93MM COMPRIM. N. ORIG. 191419812	



**POLO CLASSIC 00/02 / VAN 00/02
GOLF 87/98**

TE10030	DHB	20481
DRIVEWAY	PD3899	
NAKATA	N1027/161	
PERFECT	TDI1022	
SACHS		
SKF	VKY4891	
TRW	TS-3756	
VIEMAR	335168	
TERMINAL DIREÇÃO LD PINO 10,8MM - 102MM COMPRIM. N. ORIG. 305419813		



**GOL 80/08 / PARATI 83/08 / SAVEIRO 82/08
QUANTUM 85/03/SANTANA 84/06 / VOYAGE 81/95
DIR. MEC.**

TE10040	DHB	20489
DRIVEWAY	PD0871	
NAKATA	N129	
PERFECT	TDI1075	
SACHS		
SKF		
TRW	TS2769L	
VIEMAR	335205	
TERMINAL DIREÇÃO ESQ. C/OLHAL PINO 12,6MM - 144MM COMPRIM. N. ORIG. 131415813E/F/ZA		




**BRASÍLIA 73/82 / FUSCA 1500/1600 70/96
FUSCA 1300 82/96/VARIANT 69/77**

TE10050	DHB	PD0629
DRIVEWAY	PD0629	
NAKATA	N124	
PERFECT		
SACHS		
SKF		
TRW		
VIEMAR		
TERMINAL DIREÇÃO COM OLHAL		




FUSCA 1.2/1.3 81/...

TE10080	DHB	PD0872
DRIVEWAY	PD0872	
NAKATA	N128	
PERFECT	TDI1020	
SACHS		
SKF	VKY6168	
TRW	TS-2768R	
VIEMAR	335204	
TERMINAL DIREÇÃO LE PINO 12,6MM-91MM COMPRIM. N. ORIG. 1124158121 ROSCA DIREITA		



**BRASÍLIA 73/82 / FUSCA 1500/1600 70/96
FUSCA 1300 82/96 / KOMBI CLIPPER 76/96
CARAT/FURGÃO 97/05/ MOTOR A ÁGUA 06/.../ VARIANT 69/77**

TE10088	DHB	23294
DRIVEWAY	PD4949	
NAKATA		
PERFECT	TDI1088	
SACHS		
SKF	VKY4821	
TRW	TE-4106	
VIEMAR	335001	
TERMINAL DIREÇÃO LD PINO 13,3MM-93MM COMPRIM. N. ORIG. 6QE419812		




**FOX 03/.../ CROSS FOX 05/... / POLO 02/.../
GOL 08/.../HIDR./ELET.-HIDR./SAVEIRO 09/... / VOYAGE 08/...
SPACEFOX 06/... HIDR.**

TE10089	DHB	23293
DRIVEWAY	PD4948	
NAKATA		
PERFECT	TDI1089	
SACHS		
SKF	VKY4822	
TRW	TS-4105	
VIEMAR	335002	
TERMINAL DIREÇÃO LE PINO 13,3MM - 93MM COMPRIM. N. ORIG. 6QE419811		



**FOX 03/.../ CROSS FOX 05/... / POLO 02/.../
GOL 08/.../HIDR./ELET.-HIDR.
SAVEIRO 09/... / VOYAGE 08/.../ SPACEFOX 06/... HIDR.**

TE10090	DHB	Pd3889
DRIVEWAY	Pd3889	
NAKATA	N120	
PERFECT	TDI1019	
SACHS		
SKF	VKY6164	
TRW	TE-518L	
VIEMAR	335119	
TERMINAL DIREÇÃO LE PINO 10,9MM-90MM COMPRIM. N. ORIG. 1134158112		



FUSCA 1200/1300 59/81 / KOMBI 1200/1500 62/75

TE10100	DHB	PD3990
DRIVEWAY	PD3990	
NAKATA	N122	
PERFECT	TDI1018	
SACHS		
SKF	VKY6165	
TRW	TE-529R	
VIEMAR	335200	
TERMINAL DIREÇÃO LD PINO 10,9MM-90MM COMPRIM. N. ORIG. 1134158122		



**FUSCA 1200/1300 59/81
KOMBI 1200/1500 62/75**

SUSPENSÃO

TERMINAL

VOLKSWAGEN

TE10110

DHB	DRIVEWAY PD0879
NAKATA	N127
PERFECT	TDI1021
SACHS	
SKF	VKY6167
TRW	TS-2765L
VIEMAR	335203



TERMINAL DIREÇÃO LE
PINO 12,6MM - 91MM COMPRIM.
N. ORIG. 122452811 / 121415812A
ROSCA ESQUERDA

BRASÍLIA 73/82 / FUSCA 1500/1600 70/96
FUSCA 1300 82/96 / KOMBI CLIPER 1600 76/96
KOMBI CARAT/FURGÃO 97/05 / KOMBI 1.4 MOTOR A ÁGUA 06/... / VARIANT I 69/77

TE10120

DHB	DRIVEWAY PD0878
NAKATA	N130
PERFECT	TDI1026
SACHS	
SKF	VKY6169
TRW	TS-2766R
VIEMAR	335206



TERMINAL DIREÇÃO DIR. (CURVO)
PINO 12,6MM - 89,1MM COMPRIM.
DEM:M131415821A

BRASÍLIA 1300/1500/1600 73/80
FUSCA 1500/1600 70/96
FUSCA 1300 82/96 / VARIANT 69/77

TE10127

DHB	DRIVEWAY
NAKATA	
PERFECT	TDI1127
SACHS	
SKF	
TRW	
VIEMAR	



TERMINAL DIREÇÃO LE
PINO 16,45MM - COMPRIM. 88MM
N. ORIG. 2H0422817

AMAROK 11/...

TE10128

DHB	DRIVEWAY
NAKATA	
PERFECT	TDI1128
SACHS	
SKF	
TRW	
VIEMAR	




TERMINAL DIREÇÃO LE
PINO 16,45MM - COMPRIM. 88MM
N. ORIG. 2H0422818

AMAROK 11/...

TE10130

DHB	DRIVEWAY PD1896
NAKATA	N138
PERFECT	TDI1016
SACHS	
SKF	VKY6170
TRW	TS-1681R
VIEMAR	335209



TERMINAL DIREÇÃO LD
PINO 10,8MM - 100MM COMPRIM.
N. ORIG. 311419811M / 2B419811

PASSAT 74/88 / VARIANT II 78/81

TE10140

DHB	23293
DRIVEWAY	PD4868
NAKATA	N1062
PERFECT	TDI1421
SACHS	
SKF	VKY4878
TRW	TS-3940
VIEMAR	335116



TERMINAL DIREÇÃO LD
PINO 13,2MM - 93MM COMPRIM.
N. ORIG. 1J0422811A

BORA HDR. ZF 98/05 / GOLF HDR. ZF 97/05
NEW BEETLE HDR. ZF 98/... / VOYAGE MEC. 08/...
FOX MEC. 03/... / CROSS FOX MEC. 05/...
POLO MEC. 02/06 / GOL MEC. 08/...

TE10150

DHB	23293
DRIVEWAY	PD4869
NAKATA	N1061
PERFECT	TDI1422
SACHS	
SKF	VKY4877
TRW	TS-3939
VIEMAR	335115




TERMINAL DIREÇÃO LE
PINO 13,2MM - 93MM COMPRIM.
N. ORIG. 1J0422812A

BORA HDR. ZF 98/05 / GOLF HDR. ZF 97/05
NEW BEETLE HDR. ZF 98/... / VOYAGE MEC. 08/...
FOX MEC. 03/... / CROSS FOX MEC. 05/...
POLO MEC. 02/06 / GOL MEC. 08/...

TE10160

DHB	DRIVEWAY PD1661
NAKATA	N143
PERFECT	TDI1027
SACHS	
SKF	
TRW	TE-2132
VIEMAR	335224



TERMINAL DIREÇÃO CENTRAL
PINO 12,7MM - 92,1MM COMPRIM.
N. ORIG. 2114157122

KOMBI CLIPER 1600 76/96 / CARAT
FURGÃO 97/05
KOMBI 1.4 MOTOR A ÁGUA 06/...

TE10170

DHB	DRIVEWAY PD0888
NAKATA	N125
PERFECT	TDI1065
SACHS	
SKF	VKY6166
TRW	TE-517R
VIEMAR	335202



TERMINAL DIREÇÃO LD CURVO
PINO 10,9MM - 90MM COMPRIM.
N. ORIG. 1134158213

FUSCA 1200/1300 59/81

TE10198

DHB	DRIVEWAY
NAKATA	
PERFECT	TDI4198
SACHS	
SKF	
TRW	
VIEMAR	



TERMINAL DIREÇÃO LD/LE
N. ORIG. 4D0419811

PASSAT 98/...

TE35020

DHB	20478
DRIVEWAY	PD2902
NAKATA	N235
PERFECT	TDI1015
SACHS	
SKF	VKY4822
TRW	TE-1630
VIEMAR	335016



TERMINAL DIREÇÃO LD/LE
PINO 11,7MM - 67,5MM COMPRIM.
N. ORIG. 86A03289AA/542419811

APOLLO 90/92

TE35030

DHB	DRIVEWAY PD3208
NAKATA	N186
PERFECT	TDI1030
SACHS	
SKF	VKY4834
TRW	TS-3612R
VIEMAR	335032




TERMINAL DIREÇÃO LE/LD DIR. HDR.
PINO 10,8MM - 74,8MM COMPRIM.
N. ORIG. 811419812B

SANTANA 85/03 / QUANTUM 84/06

TE35050

DHB	18912
DRIVEWAY	PD3500
NAKATA	N2008
PERFECT	TDI1032
SACHS	
SKF	VKY4832
TRW	TE-1870R
VIEMAR	335030



TERMINAL DIREÇÃO LD
PINO 13,2MM - 75MM COMPRIM.
N. ORIG. 547419812
DIR. MEC./HIDR.

LOGUS 93/96 / POINTER 94/96

TE35060

DHB	DRIVEWAY PD3499
NAKATA	N2007
PERFECT	TDI1031
SACHS	
SKF	VKY4833
TRW	TE-1885L
VIEMAR	335031



TERMINAL DIREÇÃO LE
PINO 13,2MM - 75MM COMPRIM.
N. ORIG. 547419811
DIR. MEC./HIDR.

LOGUS 93/96 / POINTER 94/96

